



AGENDA

Committee of the Whole
to be held on March 13th , 2017 in the Council Chambers
Municipal Hall, 977 South Maquinna Drive

- Call to Order** Mayor Schooner at 10:30 a.m.
- Mayor Schooner would like to acknowledge and respect that we are upon Mowachaht/Muchalaht traditional territory.
- Introduction of Late Items** None.
- Approval of the Agenda**
- Business Arising** 1
2017-2021 Financial Plan and Capital Plan –continuing discussion capital budgets
- Adjournment**

CURRENT 5 YEAR CAPITAL PROJECT CANDIDATES - MARCH 10/2017 (EXISTING INFRASTRUCTURE)

	project #				
ROADS		<u>Mixed Road projects</u>			
	1	South Maquinna marina vicinity - surface & structure - impact only from water leaks projects 17&18	2018	see water project 17/18	
	4	Rugged Mountain restabilization - 760m of surface and structure	2018-19	684,000 to 1,296,000	
	6	Alpine View - continuance of 2009 roadworks replacement	2020-21	1,600,000	
<hr/>					
WATER SYSTEM (5)	1a	Water System Acoustic Detection Investigation - COMPLETED	2017	9,858	
	1b	Acoustic Detection Investigation Follow up - COMPLETE? (impacts water leaks 2018 projects 17 & 18)	2017	2,500	
	2	Community Water Conservation	2017	87,714	
	5	AC Water Main Replacement (acoustic study found AC leak on Brabant Crescent - not sure if all AC was tested)	2019-20	tbd	
	6	Water Main Redirection	2019-20	tbd	
WATER LEAKS (11)	3	N. Maquinna @ Strange Rd. Main leak	2017	30,000	
	4	Harbour View @ N. Maquinna Main Leak, Close to Hydrant	2017	5,000	
	17	S. Maquinna Bet. Nootka & Nicolaye Main, Valves, Service lines...	2018	200000	
	18	S. Maquinna @ Nootka St. Hydrant H-310		related to roads project	
	5	Head Bay Rd. bet. Heliport & Cedar Mill Main Leak	2018	40,000	
	1	Alpine View @ N. end of Rec Ctr (332-334) Possible Service line	2018	100,000	
	13	Rugged Mtn Rd. Bet. A & D rd Noisy Main Valves	2018	80,000	
	14	Rugged Mtn Rd. @ G rd Noisy Main Valve			
	11	Rugged Mtn Rd. Bet. A & B rd Noisy Main Valve			
	<hr/>				
	SANITARY SEWER (1)	1	Sanitary Sewer System Optimization Assessment	2017	25,000

**BUILDINGS & OTHER
STRUCTURES (11)**

Rec Center Projects

7a	Pool Leak Investigation	2017	6,500
7b	Pool Leak Fix	2017	20,000
7c	Pool Surface Assesment & Resurfacing	2017	40,000
10	Rec Center Building - Handrails & Attic Insulation	2017	PW project -tbd
8	Rec Center Siding Renewal (2nd priority from buildings and grounds assessment)	2017	tbd March 10th
11	Rec Center Drainage & Landscape maintenance & monitoring (mostly operational costs)	2018	PW project -tbd

Other Projects

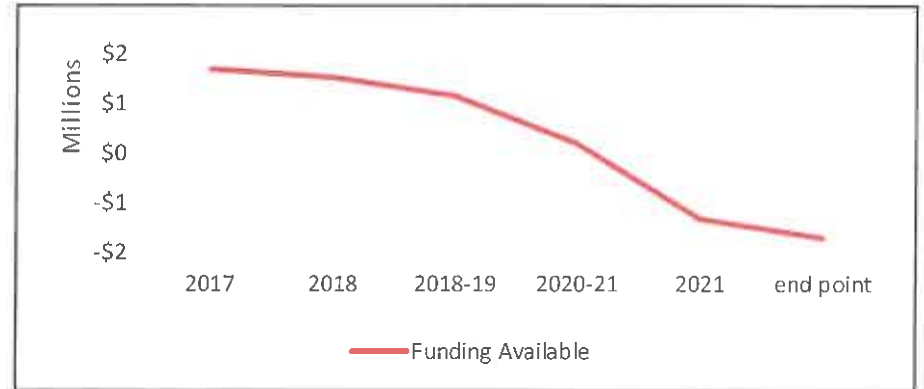
4a	Dual purpose Picnic/Tsunami Facility STAGE 1 - First Aid Container	2017	5,000
3	Airline Dock & Finger	2018	10,000
4b	Dual purpose Picnic/Tsunami Facility STAGE 2 - picnic structure	2018	tbd
5	Tin Roofs for: 1) North Reservoir valve house 2) Old intake building north of the North Reservoir	2018	5,000
1	Government Dock Fire Damage	2021	380,000 - 430,000

EQUIPMENT (6)

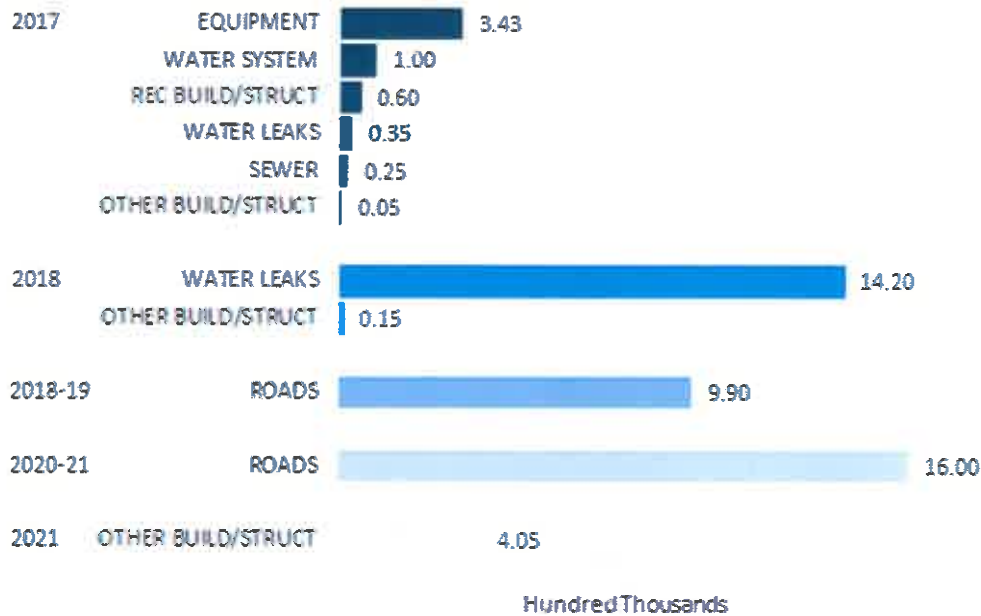
1	Pumper/tanker & components	2017	316,000
3	10 used 2002 series scbh's	2017	15,000
6	Loader Repairs - Brakes	2017	12,000
7	Working truck & accessories	2018	tbd
8	Street sweeper	2018	tbd
9	Staff transport truck	2019	tbd

CAPITAL PROJECT FUNDING AVAILABILITY 2017 TO 2021

Timeline	Funding Available	Funding Inputs
2017	\$1,693,626	Capital Res + prior years surplus
2018	\$1,516,554	50,000 - prior year surplus
2018-19	\$1,131,554	50,000 - prior year surplus
2020-21	\$191,493	50,000 - prior year surplus
2021	-\$1,358,507	50,000 - prior year surplus
end point	-\$1,713,507	



Project Cost & Timing by Asset Group (Costed Projects)

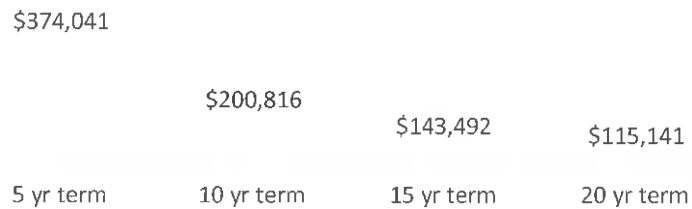


CAPITAL PLANNING INFORMATION 2017-2021

<u>Asset Group</u>	<u>Planned Expenditures</u>	<u>Project Timing</u>	<u>Planned Expenditures</u>
public works equipment	\$12,000	2017	\$177,072
sanitary sewer	\$25,000	2018	\$435,000
water system	\$100,072	2018-19	\$990,062
buildings & other structur	\$425,000	2020-21	\$1,600,000
water leaks	\$455,000	2021	\$405,000
roads	\$2,590,062		
Grand Total	\$3,607,133	Grand Total	\$3,607,133

Annual Debt Servicing Payments on 1.71 M Loan

- Annual payment to MFABC (incl. interest) -



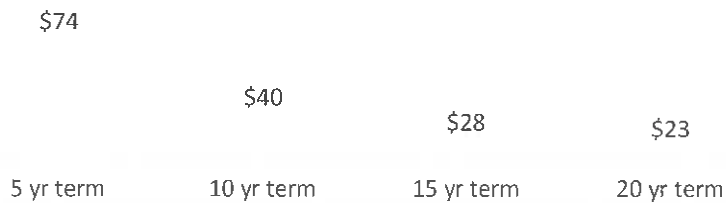
Annual Tax Increase to Service 1.71 M Debt

- per average single family home of \$72,000 assessment -



Monthly Debt Servicing Payments on 1.71 M Loan

- estimate of per parcel contribution (420 parcels) -



Monthly Tax Increase to Service 1.71 M Debt

- per average single family home of \$72,000 assessment -

